

BARTOW HIGH SCHOOL

Welcome to Ms. McCabe's
Honors & Pre-IB Biology!


Course Syllabus 2018-2019

My E-mail: Ashley.mccabe@polk-fl.net

Our class website: www.mccabesbiology.weebly.com

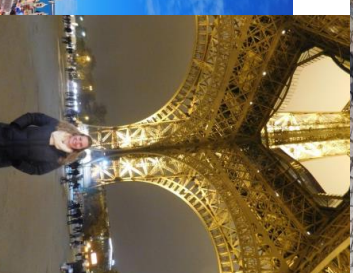



Fill in the blanks
with pink & purple
Ro information please!



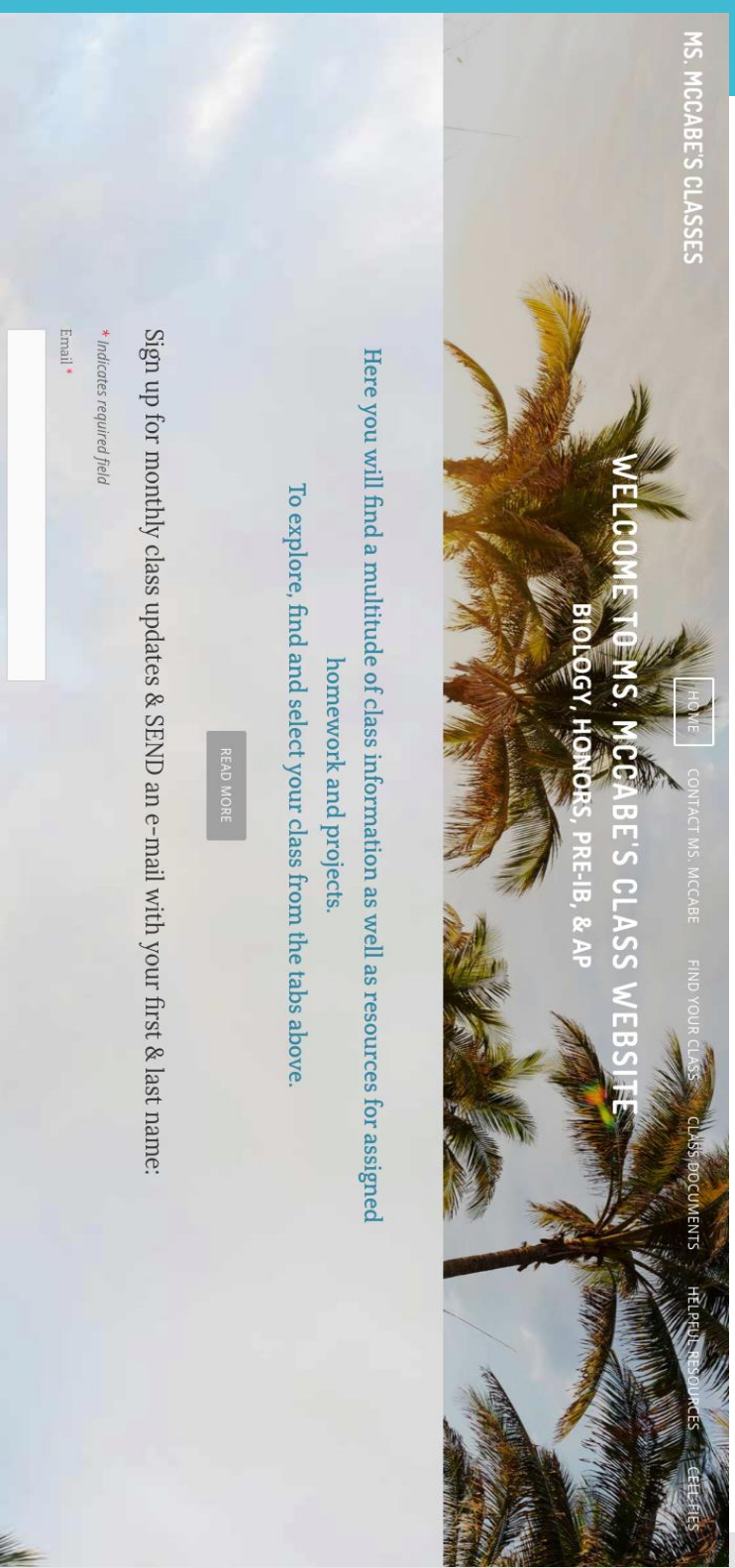
About Me


- Bachelor's Degree in Biology from the University of Central Florida
- I enjoy travelling, reading, fishing, Disney, and the beach
- I have one cat, Annie
- This is my 5th year teaching (all at BHS)
- I LOVE MY JOB!



www.mccabesbiology.weebly.com

Our class website





Technology in Class

www.mccabesbiology.weebly.com


- **Sign up for the REMIND text messages**
 - Use your FIRST and LAST name only please
 - Parents may sign up, too
 - Set this website as a favorite or make it an app on your phone
 - We will also be using iPads this year!
 - **I will ONLY contact you through your county e-mail address**
 - Your account is through My Polk Schools
 - Get to know this format
- Fill in the blanks
with pink & purple
information please!

Pre-IB Biology

Course

Outline

- Unit 1 – Introduction to Life Sciences
- Unit 2 – Nature of Science – Science
- Unit 3 – Biochemical Molecules (Chemistry)
- Unit 4 – Cells
- Unit 5 – Cell Energetics (Photosynthesis and Cellular Respiration)
- Unit 6 – Cell Reproduction (Mitosis and Meiosis)
- Unit 7 – Molecular Genetics (DNA/RNA and Protein Synthesis)

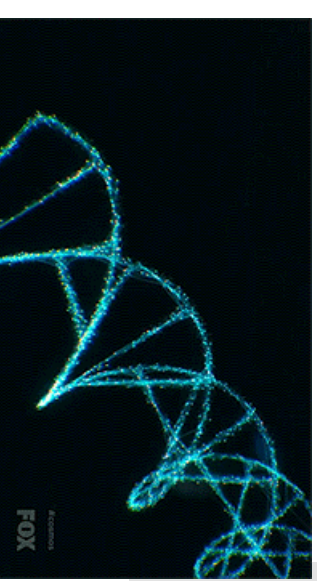



Pre-IB Biology

Course

Outline


- Unit 8 – Genetics
- Unit 9 – Ecology
- Unit 10 – Evolution
- Unit 11 – Classification
- Unit 12 – Plants
- Unit 13 – Bacteria, Fungi, Protists
- Unit 14 – Human Body Systems





Pre-IB Biology Course Extra Info

- Textbooks will be checked out to you individually
- KEEP TRACK OF THESE!!
- We will have a class set, so you may leave them at home
- If you decide to "retire from your IB career," PLEASE return them to **ME** personally
- If your schedule changes to Mrs. Kennon, just let me know, you may keep your book



Fill in the blanks
with **pink** & **purple**
information please!


Entering Class Procedures



- DAILY Greet Ms. McCabe at the door!
 - *I like hi-5's or fist bumps!*
- Go directly to your seat
 - Review instructions on the Smartboard and take out listed materials
- Store backpacks in Backpack City shelves ONLY
- ALL cellphones & headphones must be stored in the Charging Station to receive points for the day
- NO exceptions! Failure to follow policy will result in school prescribed discipline

Fill in the blanks
with pink & purple
information please!


Entering Class Procedures




- **Turn in Homework** in appropriate class period bin (white tower)
 - Late work is NOT accepted, so if the paper isn't turned in before the bell it will not be accepted.
 - You receive 1 late pass per 9 weeks.
 - Assignment is due by the following morning (even if this is not your class day).
- Begin the Bellwork assignment immediately
- You must arrive on time every day and be in your seat when the bell rings with your materials out
- I will count as tardy anyone not in their seat and ready to begin.
- Phones are NOT ALLOWED in class
 - **ALL cellphones & headphones must be stored in the Charging Station to receive points for the day.**

Fill in the blanks
with **pink & purple**
information please!

Class “Traffic” Procedures




- Wait for directions before beginning any activity
- If you need to leave your seat, **wait until students are working independently** and raise your hand for permission.





Fill in the blanks
with **pink** & **purple**
information please!

Class “Traffic” Procedures



○ You will be told when to get your backpacks. *You will not be made late to your next class.*

○ At the end of class, the bell does not dismiss you, I do!



Turning in Assignment Procedures


- HW is to be handwritten and done **NEATLY, COMPLETELY, and ON TIME**
- Homework is due at the beginning of class **BEFORE THE BELL** into the correct period bin.
- Any work turned in after this time is considered late and will **NOT** be accepted
 - The exception is one late pass per nine weeks – work due the next morning, even if it is not your class day

Fill in the blanks
with **pink** & **purple**
information please!

Turning in Assignment Procedures

- *Cheating will not be tolerated!*
- Copied assignments receive a zero and documentation of the occurrence including parent and principal notification.






Question Procedures

- Ask 3 before me!

1. Shoulder Partner
2. Teammates
3. All team hands go up for a team question

Fill in the blanks
with **pink** & **purple**
information please!



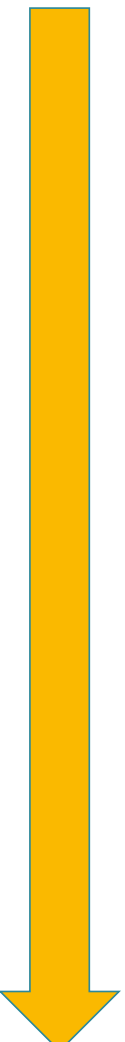




Quiet Signal Procedures



*Attention Students:
This is one of our MOST important
procedures that will be used daily!!
Become familiar with your role!*

1. I will put my hand up
2. You will stop talking and stop doing
3. You will give me your full attention
 - Eyes on me
 - Hand up
 - Voices off
4. What if others will not be quiet?
 1. Give them a NON-verbal signal
 2. Tap their desk, give them a wave





Test Day Procedures



- Follow regular daily procedures from the SMARTBoard
 - Backpacks, purses, textbooks, jackets (except those being worn), and hats will be placed neatly in Backpack City
- Take a pencil and paper if asked to your seat and wait for further instruction
- *Cheating will not be tolerated!*
- When finished, turn it in at the front table (I should be there to collect) and take a seat
 - Begin the assignment provided
 - Do not retrieve your items until instructed

Fill in the blanks
with pink & purple
information please!



Absence Procedures



- *I really and sincerely miss you when you are not here.*
- All Must Do's and missing assignments can be found on the class website.
 - Get to know the website: you will use it A LOT!
 - Please see that your absence is excused with appropriate documentation.
- It is the student's responsibility to locate the absent work and turn in the make-up work ON TIME.
- For assignments due during your absence, they **must be turned in the day of your return**, even if it is not your class day

Fill in the blanks
with **pink** & **purple**
information please!

Fill in the blanks with
pink & purple
information please!

Absence Procedures



- If your absence is excused, then you have the equivalent number of days plus two to make up your work.
 - *This should not be a problem, for you will know well ahead of time what assignments are due and when.*
- Labs are more difficult to make up and an equivalent written assignment may be given in place of the lab.
- Tests will be **made up the DAY you return** to class. They will be essay tests regardless of whether the absence was excused or not.
- In the event of a **pre-excused absence** (a school sponsored event or parental pull out that **MUST** be signed off by the teacher) all work for the dates of the absence must be picked up **BEFORE THE ABSENCE** and turned in on the day of return.
 - Tests must be made up the day you return the pre-excused absence dates. This is the responsibility of the student. Failure to follow the pre-excused guidelines will result in a zero for the missed work.



Lab Procedures



- **No food or drink**. Period. *You will not starve or die of thirst in this classroom.*
- Find your lab seat and begin reading the lab worksheet and reviewing your materials and procedures.
- **Copy the safety & clean-up instructions** from the front board onto your lab handout.
- **NO horseplay** in the lab. Do not touch any equipment until instructed to do so.
- Pay attention to the raised hand signal for further instructions during any activity.

○ *Note: You will take a Zero for any lab activity without any alternative assignment until you return your signed Safety Contract.*

Fill in the blanks with **pink & purple** information please!




Visitor/ Sub Procedures

- During **announcements**, you are expected to work quietly
- If there is an intercom call to the classroom, work quietly.
 - I am the **only** one who should be answering the call.
- When someone enters the classroom: **immediately** there should be silence.
 - Continue on with your lesson.
- I am rarely out, however if I am, please **treat the substitute as respectfully as you treat me**. I expect the same good behavior at all times.




Fill in the blanks
with **pink** & **purple**
information please!

Consequences of Not Following Procedures



1. Non-verbal cue/Proximity
2. Verbal reminder (You only receive one.)
3. Parent contact/Choice room
4. Disciplinary referral

Dress Code is strictly enforced in my classroom. Please refer to your handout or the school website for specifics.



Assignment & Grading Policy


Fill in the blanks with **pink** & **purple** information please!

- Classwork/Homework
 - All assignments will include a complete heading. The heading will include: Name, Date, Period, and Assignment Title
 - This belongs at the top, right-hand corner of every paper
- Notebook/Planner (Must-Do) Checks 50 pts
 - Part of what makes a great scientist is efficient and collective record-keeping. Your notebook is of great advantage to you to study for tests and for help with homework.
 - Checks will occur at least once per nine weeks. *It is an easy source of points!*
- Lab Work 100 pts
 - Please see the handout for requirements of the lab composition book.
 - You are expected to follow all safety precautions during lab work. If you break any of the safety or general classroom rules during a lab, you will be moved back to the classroom area and receive a ZERO for that lab.
 - Without a signed Safety Contract, you will not be allowed to participate in the lab area and will be given a zero!

Assignment & Grading Policy



- Quizzes/Tests up to 100 pts
 - Tests will be given approximately every two weeks with notification given well in advance. (You receive unit calendars.)
- Projects/Presentations Varies
 - For this course, projects *may* include drawings, models, and various other methods to determine student learning both in class and long-term at home.
 - We will be completing “mini-IAs” to prepare for the IB requirement in science courses.



Assignment & Grading Policy

- Grading is based on a total points system.
- It is the **parent & student's responsibility** to check Student Portal for the most updated grades and missing assignment information.
- The teacher's priority for parent contact is as follows:
 - Failing or at-risk seniors
 - Failing or at-risk underclassmen
 - Good, positive comments
- Students will receive:
 - Progress reports/interims (not IB) within every 9 weeks
 - Report cards at the end of every 9 weeks
- Contact me through the tab on the class website for further information/additional help

Fill in the blanks
with **pink & purple**
information please!



Materials:

Come to class prepared to work and learn.



• Required Daily:

- Pencils
- Planner/Agenda
- Colored pencils
- Hi-liters
- 3-Ring binder with pockets
 - (2-inches, for notebook check)
- Notebook paper
- **2** Composition books
 - (college-ruled)

Additional Materials necessary for class participation.

- 5 notebook dividers (tabbed type)
- Dry-erase markers (the “fat ones” please)
- Paper folder with pockets – for mini-1A project materials
- Colored pens
- Packing/masking/duct tape
- One roll paper towels
- One Ream of copy paper
- Zip-top baggies (sandwich size for labs)



I have high
expectations
for each of
you!



Why? Because I believe in you!

- I know you are ALL capable, and I **never** want to hear differently.


You can do anything you try.

- “I can’t” is the acronym for “**I Completely Admit I’m Not Trying.**”

A positive attitude is expected. A willingness to participate is crucial to your success. A non-threatening learning environment is maintained to ensure participation. You are expected to be encouraging and supportive of your peers. Be self-motivated to do your best and seek help in this class. I have high expectations for all of my students and I know you can exceed them. Your effort makes the difference!

Fill in the blanks

with **pink** & **purple**
information please!



SAFE ZONE Procedures

This classroom is a *Safe Zone*.

- No one is allowed to say anything ugly about you or to you while you are here.
- You are not allowed to talk about others, and others are not allowed to talk about you.
- You are free to ask/answer questions, share your feelings, and be your true self.
- We are a family unit in this class and anything you share will remain here.
- **IF something is said, the offender will be required to say 3 positives about the person whom they offended.**

Fill in the blanks
with pink & purple
information please!

SIGN & RETURN: Homework due next class



Copy this into your planner

1. It is your responsibility to complete & have a parent/guardian sign the bottom of the Parent Letter
 - Cut off the bottom of the letter to turn in
2. It is your responsibility to complete & have a parent/guardian complete the Student Information Log
3. It is your responsibility to complete & have a parent/guardian complete the Lab Safety Contract
4. It is your responsibility to complete & have a parent/guardian complete the iPad Terms of Use

***Note: You will take a Zero to sit out during any lab activity (without alternative assignments) until you return your signed Safety Contract.*

Fill in the blanks
with **pink** & **purple**
information please!

