



Amoeba Sisters Video Recap of Mitosis: The Amazing Cell Process That Uses Division to Multiply

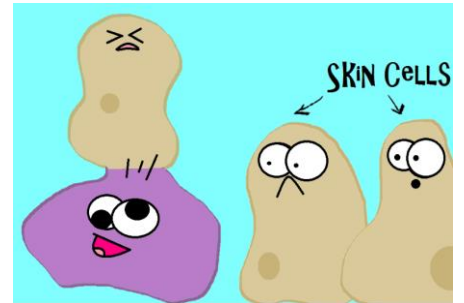
1. Mitosis is done by your body cells. This cartoon illustrates an exception. What types of cells do not undergo mitosis?



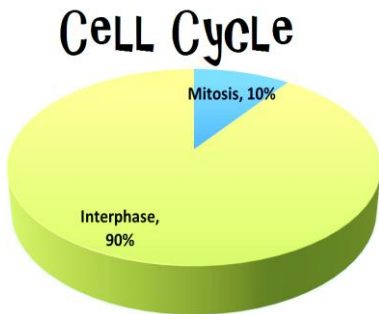
2. Describe how mitosis is important for your body.



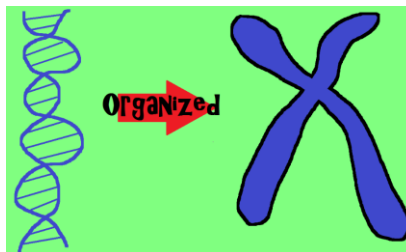
3. This illustration is trying to demonstrate something that mitosis is not. In mitosis, the cells that are created are



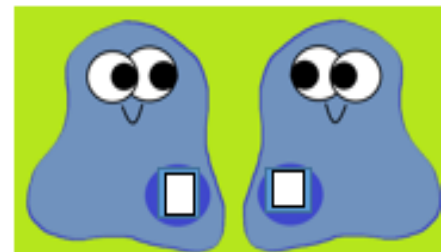
4. Mitosis is just one small part of the cell cycle! Describe what would occur if cells were in mitosis more than they were in interphase.



5. When cells are dividing, it is important to understand that they have to move **chromosomes** equally to both cells. Based on this illustration, describe what a **chromosome** is made of.

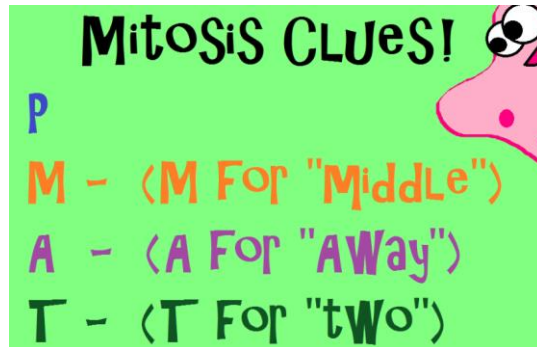


6. Mitosis starts and ends with **diploid** cells. That means they have two sets of chromosomes (both parents each contribute a set). In humans, how many chromosomes should be in each of these **diploid** cells after mitosis?



Sketch the Mitotic Stages

Directions: We encourage you to be creative with a cartoon illustration of your own for each phase. Label the **chromosomes**, **spindles**, and **nucleus** (if applicable).



<p style="text-align: center;">Prophase</p>	<p style="text-align: center;">Metaphase</p>
<p style="text-align: center;">Anaphase</p>	<p style="text-align: center;">Telophase</p>

